



ಬೃಹತ್ ಬೆಂಗಳೂರು ಮಹಾನಗರ ಪಾಲಿಕೆ
Bruhat Bengaluru Mahanagara Palike



BBMP COVID-19 WAR ROOM 10.01.2022



ABSTRACT OF COVID-19 CASES IN BENGALURU



	MALE	FEMALE	TRANSGENDER	MALE	FEMALE	TRANSGENDER	TOTAL	
	Last 24 Hours	Last 24 Hours	Last 24 Hours	Cumulative	Cumulative	Cumulative	Last 24 Hours	Cumulative
Positive Cases	5,277	3,944	0	7,79,142	5,29,243	155	9,221	13,08,540
Recovered Cases	473	356	0	7,42,118	5,00,888	149	829	12,43,155
Death Cases	2	0	0	10,396	6,025	4	2*	16,425
Total Tests Done	In Last 24 hrs : 70,615					Cumulative : 2,45,96,739		
ACTIVE CASES					48,960			

*Covid deaths occurred today : 00 | Covid deaths occurred beyond last 24 hrs., reported today : 02

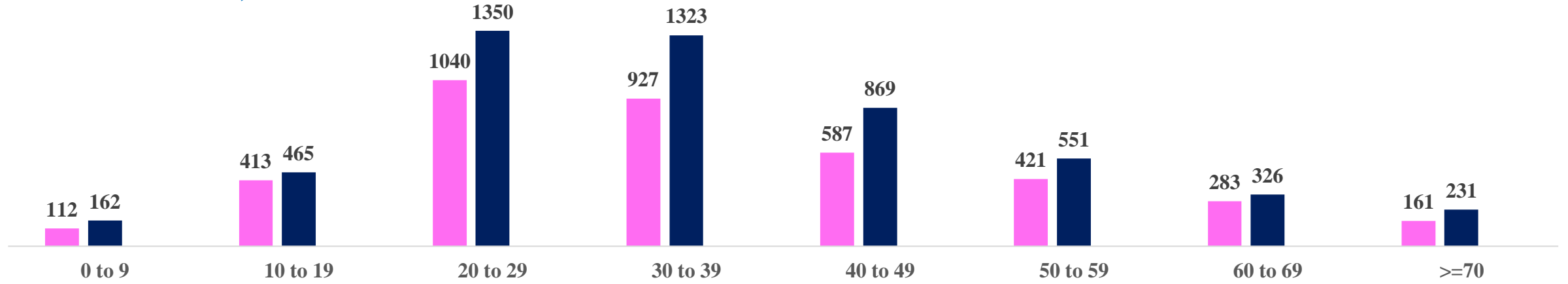


LAST 24 HOURS AGE GROUP AND GENDER WISE DISTRIBUTION

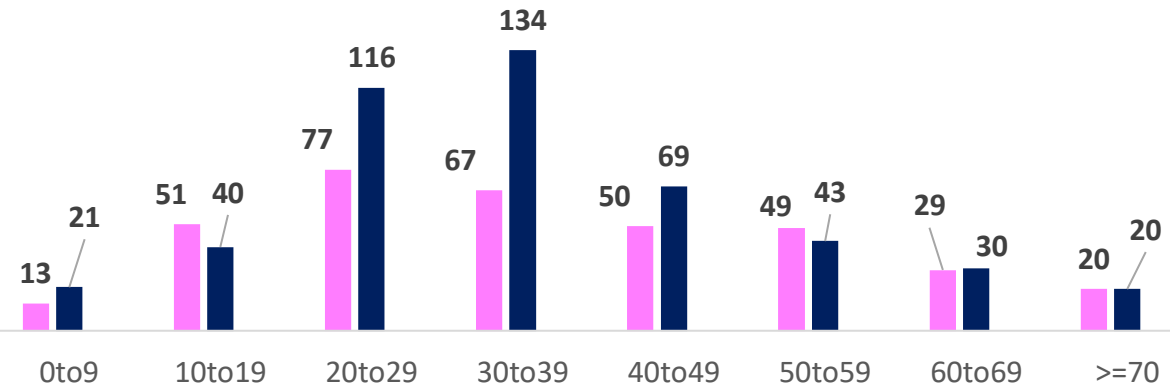


Positive Cases : 9,221

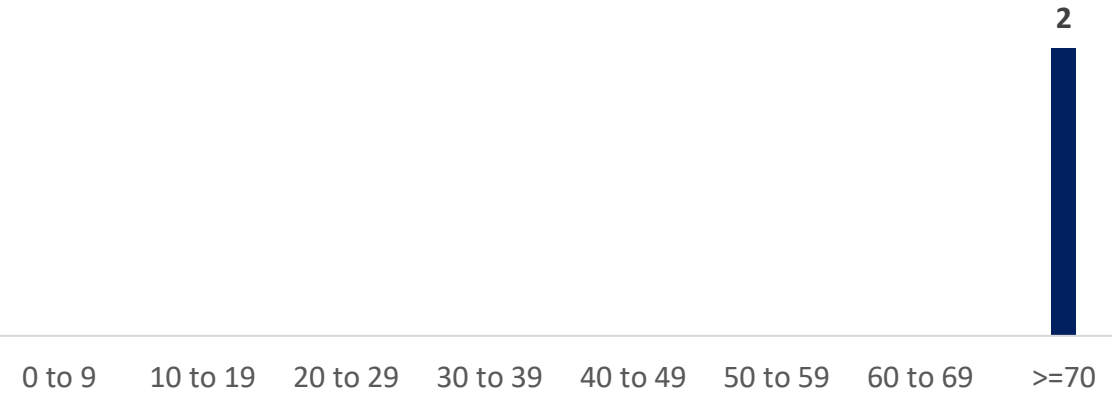
FEMALE MALE TRANSGENDER



Recovered Cases : 829



Death Cases : 2





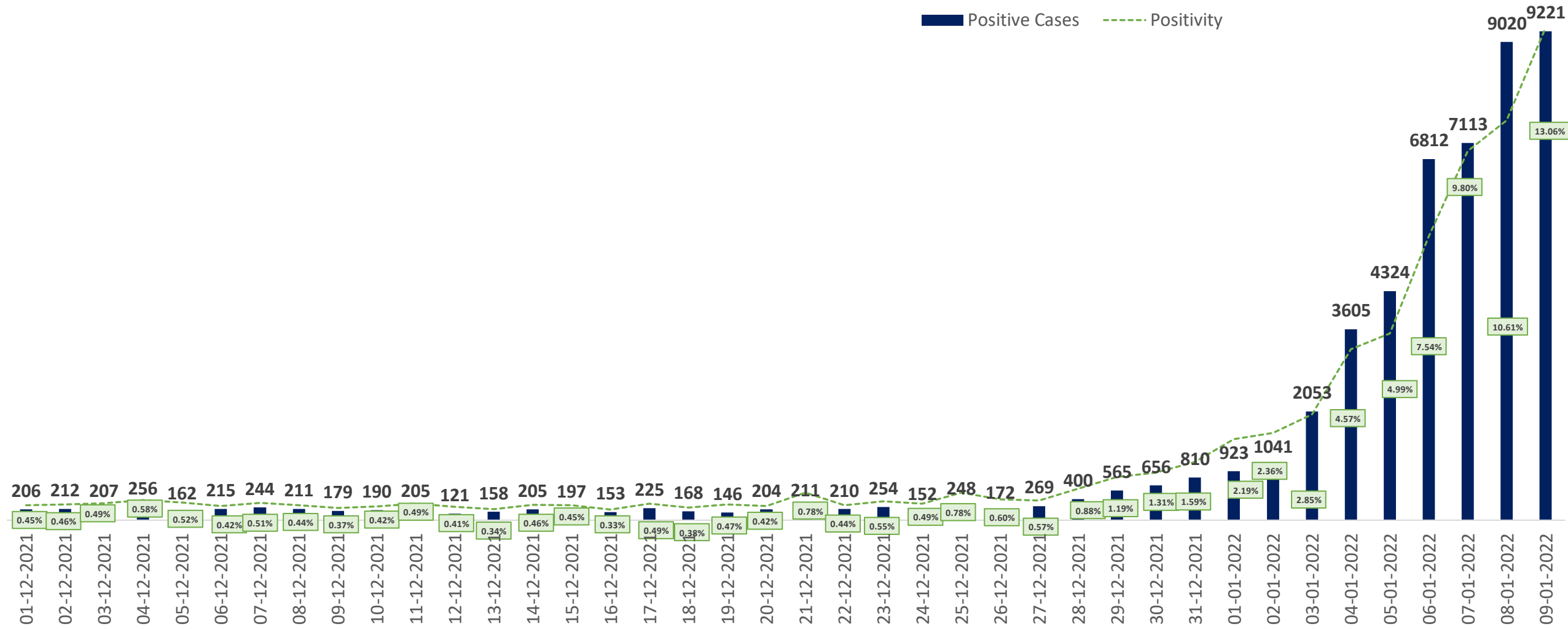
SNAPSHOT OF BENGALURU COVID-19 CASES IN LAST 8 WEEKS



	15-11-2021 To 21-11-2021	22-11-2021 To 28-11-2021	29-11-2021 To 05-12-2021	06-12-2021 To 12-12-2021	13-12-2021 To 19-12-2021	20-12-2021 To 26-12-2021	27-12-2021 To 02-01-2022	03-01-2022 To 09-01-2022
Total Positive Cases	1,073	1,101	1,393	1,365	1,252	1,451	4,664	42,148
Total Recovered Cases	2,026	1,395	1,505	992	1,116	1,037	1,131	2,747
Total Death Cases	12	7	17	21	9	9	21	16
Case Fatality Rate	1.12%	0.64%	1.22%	1.54%	0.72%	0.62%	0.45%	0.04%
Total Tests Conducted	2,28,875	2,16,000	2,93,809	3,11,186	3,01,448	2,60,070	3,27,087	5,56,259
Positivity Rate	0.47%	0.51%	0.47%	0.44%	0.42%	0.56%	1.43%	7.58%

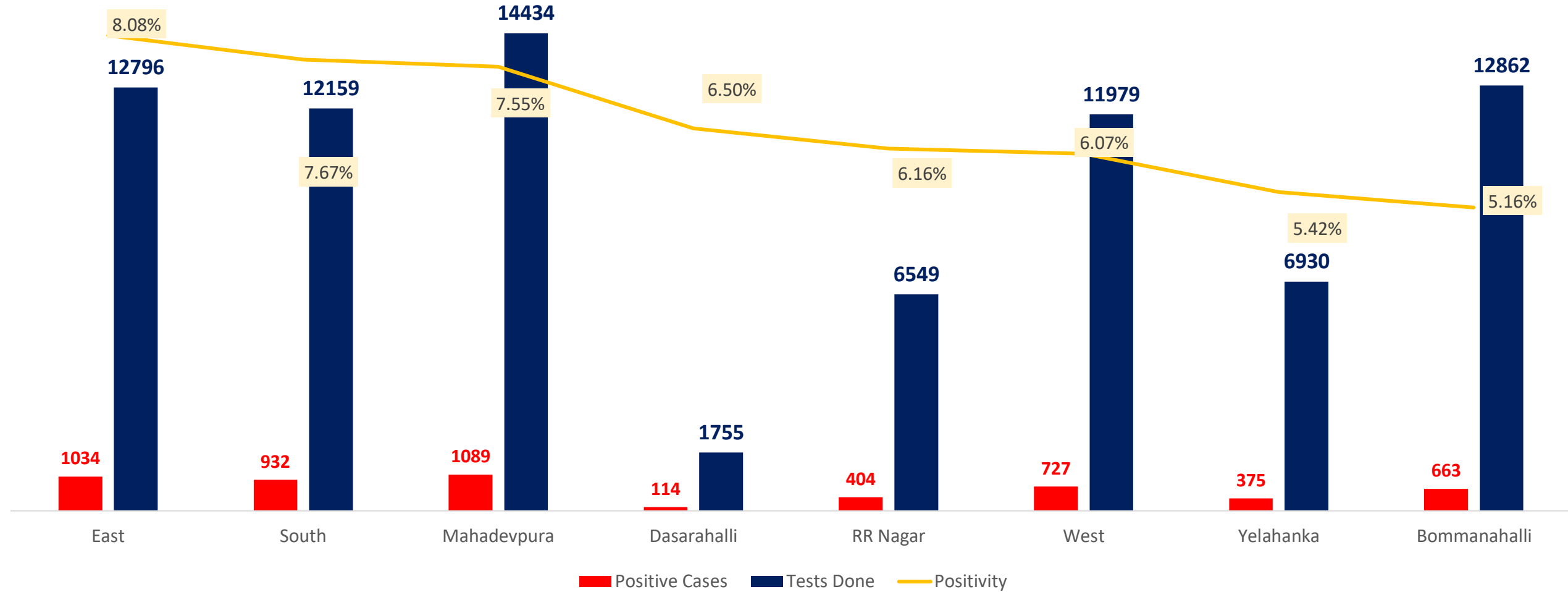


POSITIVITY RATE OF BENGALURU – LAST 40 DAYS



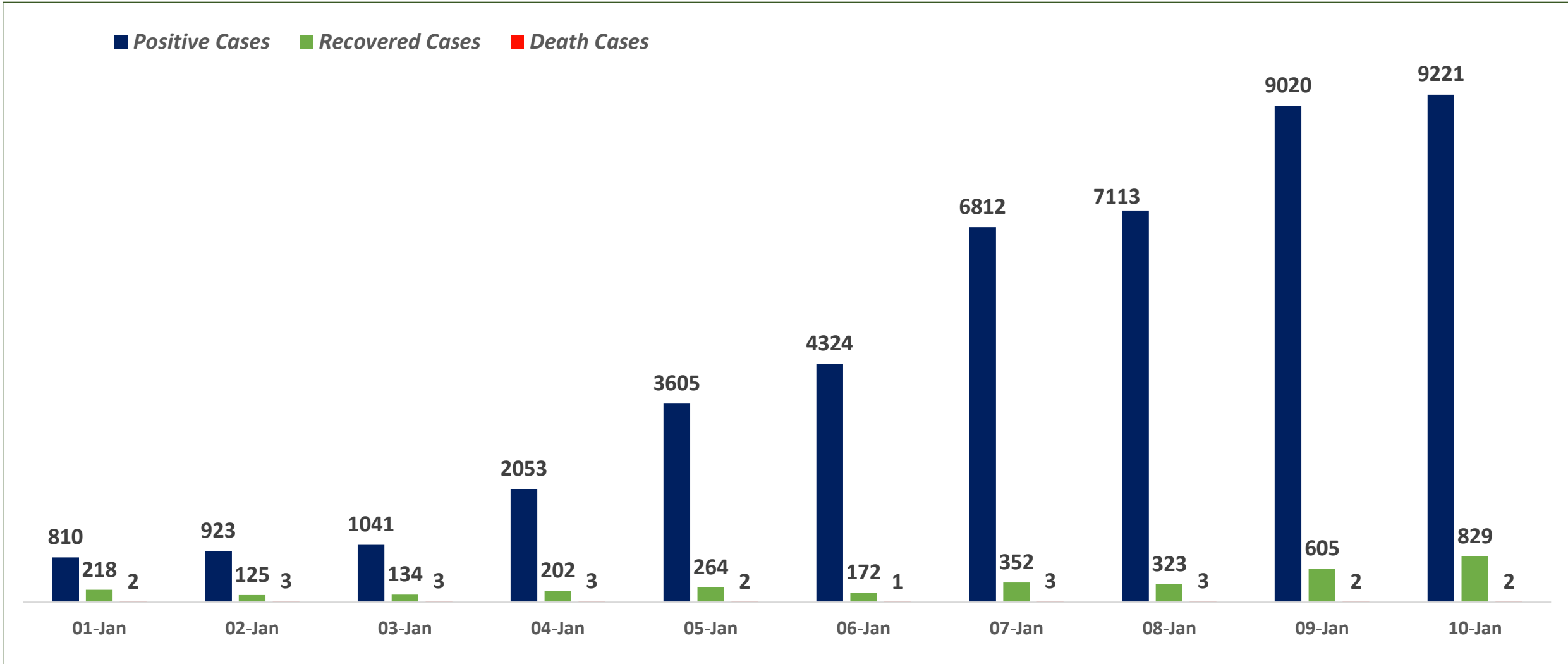


ZONE WISE AVERAGE POSITIVITY TREND FOR LAST 7 DAYS





SNAPSHOT OF POSITIVE, RECOVERED AND DEATH CASES OVER LAST 10 DAYS ACROSS BBMP ZONES

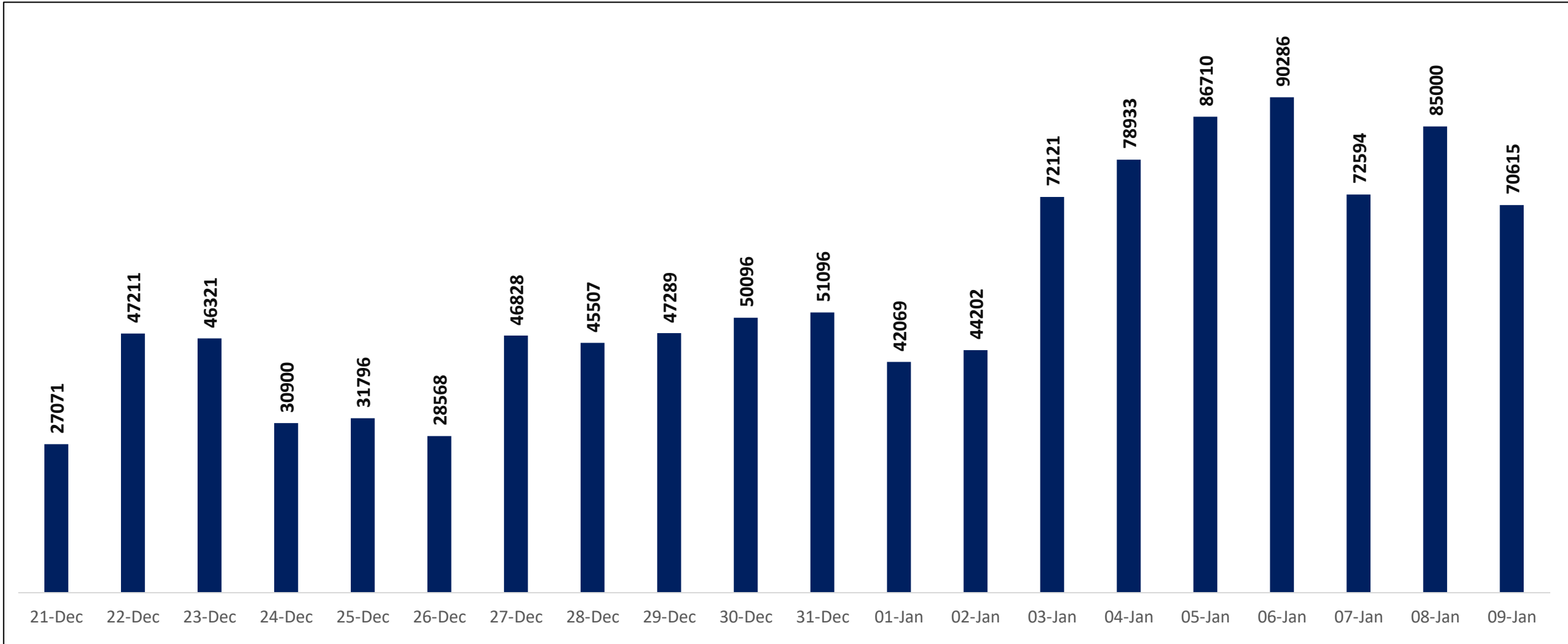




TESTING TRENDS IN BENGALURU

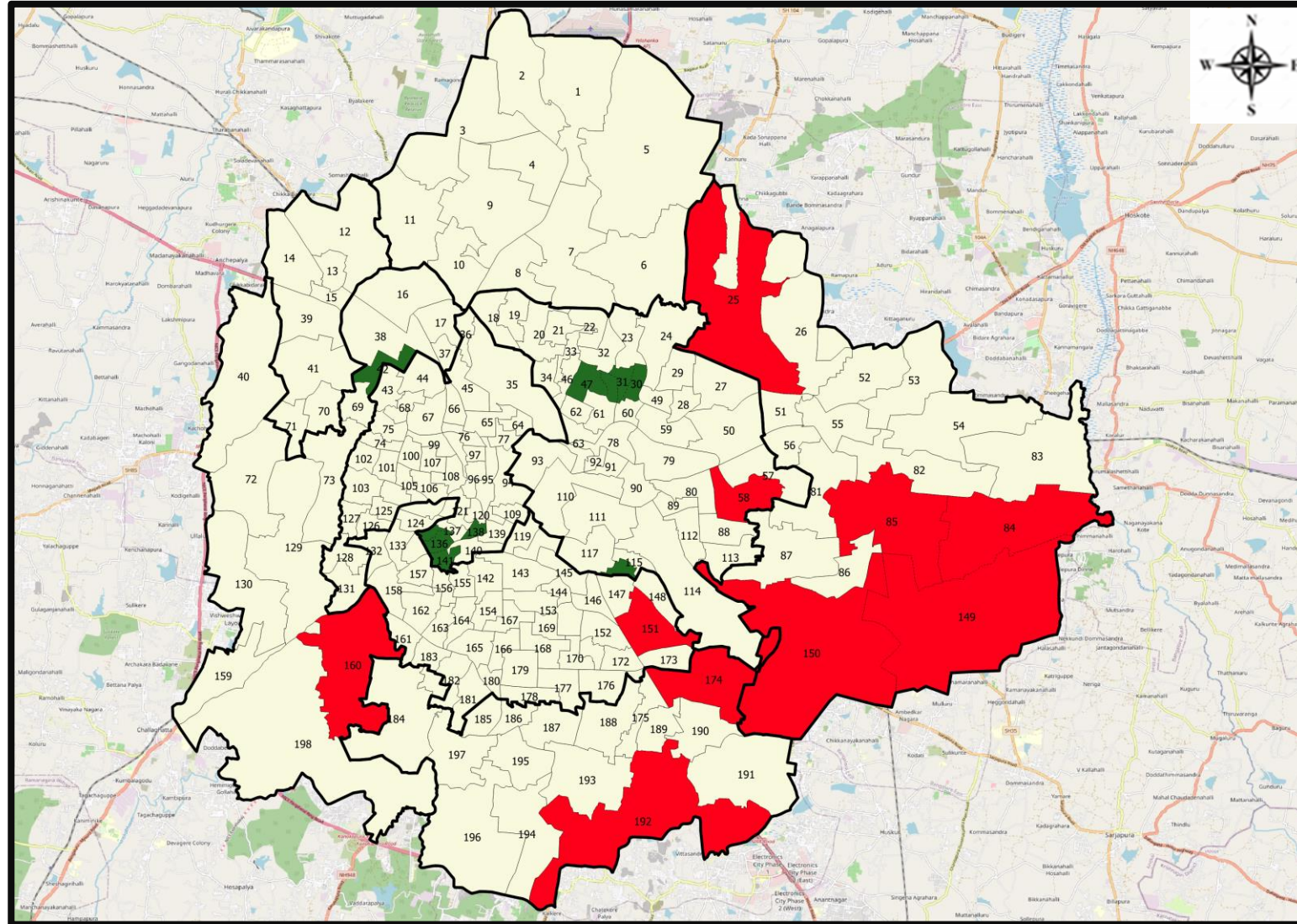


Total Test Conducted Till Date	Test Conducted Last 24 hours
2,45,96,739	70,615





BENGALURU URBAN MAP SHOWING TREND OF POSITIVE CASES IN LAST 7 DAYS



Top 10 wards reporting highest number of positive cases in last 7 days

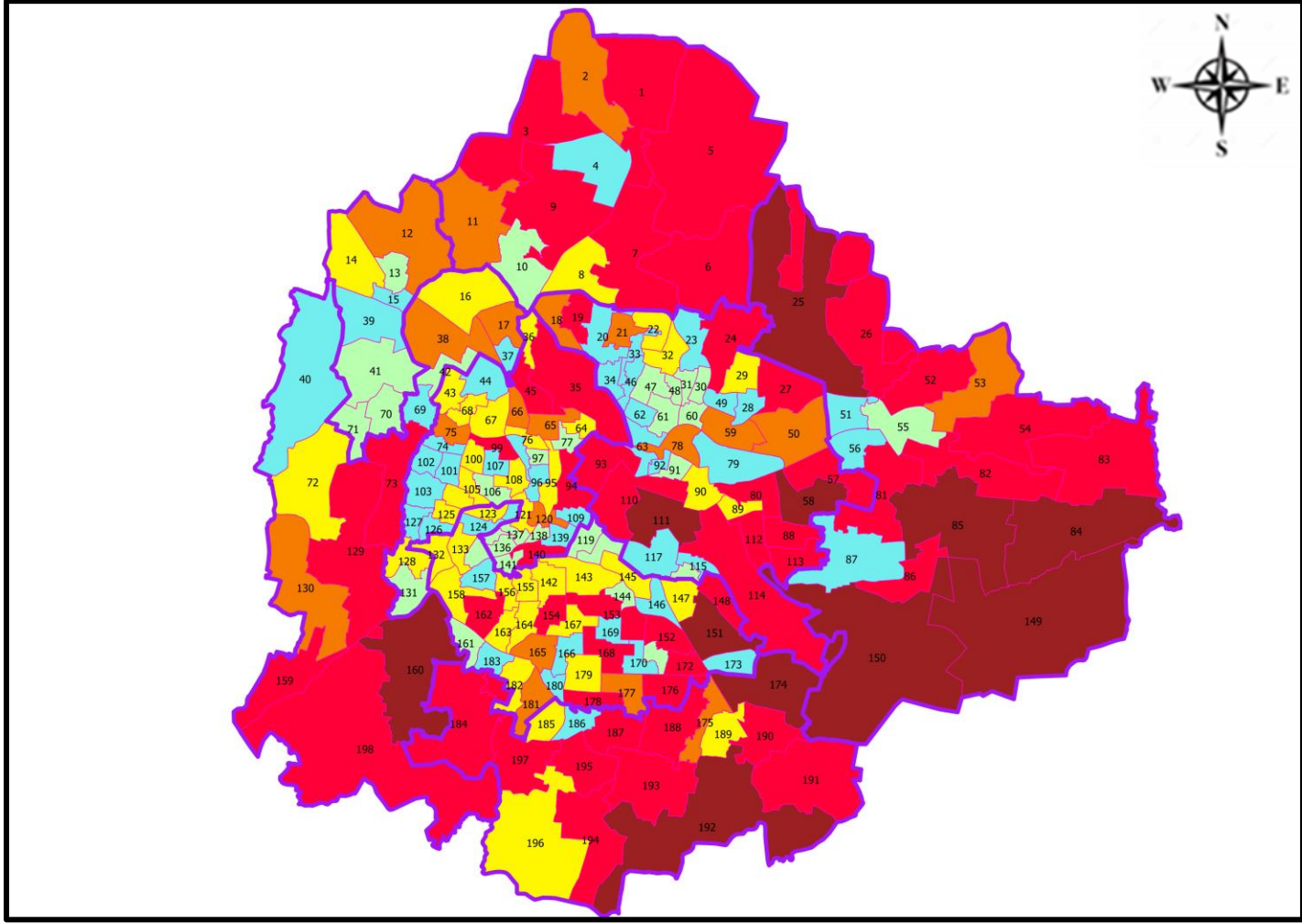
Ward No.	Ward Name	Daily Cases Average
150	Bellanduru	265
192	Begur	128
84	Hagadur	127
85	Dodda Nekkundi	106
149	Varthuru	103
174	HSR Layout	100
25	Horamavu	93
58	New Tippasandra	91
151	Koramangala	84

Top 10 wards reporting least number of positive cases in last 7 days

Ward No.	Ward Name	Daily Cases Average
48	Muneshwara Nagar	1
42	Lakshmi Devi Nagar	1
138	Chalavadipalya	2
47	Devara Jeevanahalli	2
116	Nilasandra	2
31	Kushal Nagar	2
135	Padarayanapura	2
136	Jagajivanram Nagar	3
30	Kadugondanahalli	3
141	Azad Nagar	3



BENGALURU MAP SHOWING INTENSITY OF POSITIVE CASES IN LAST 7 DAYS



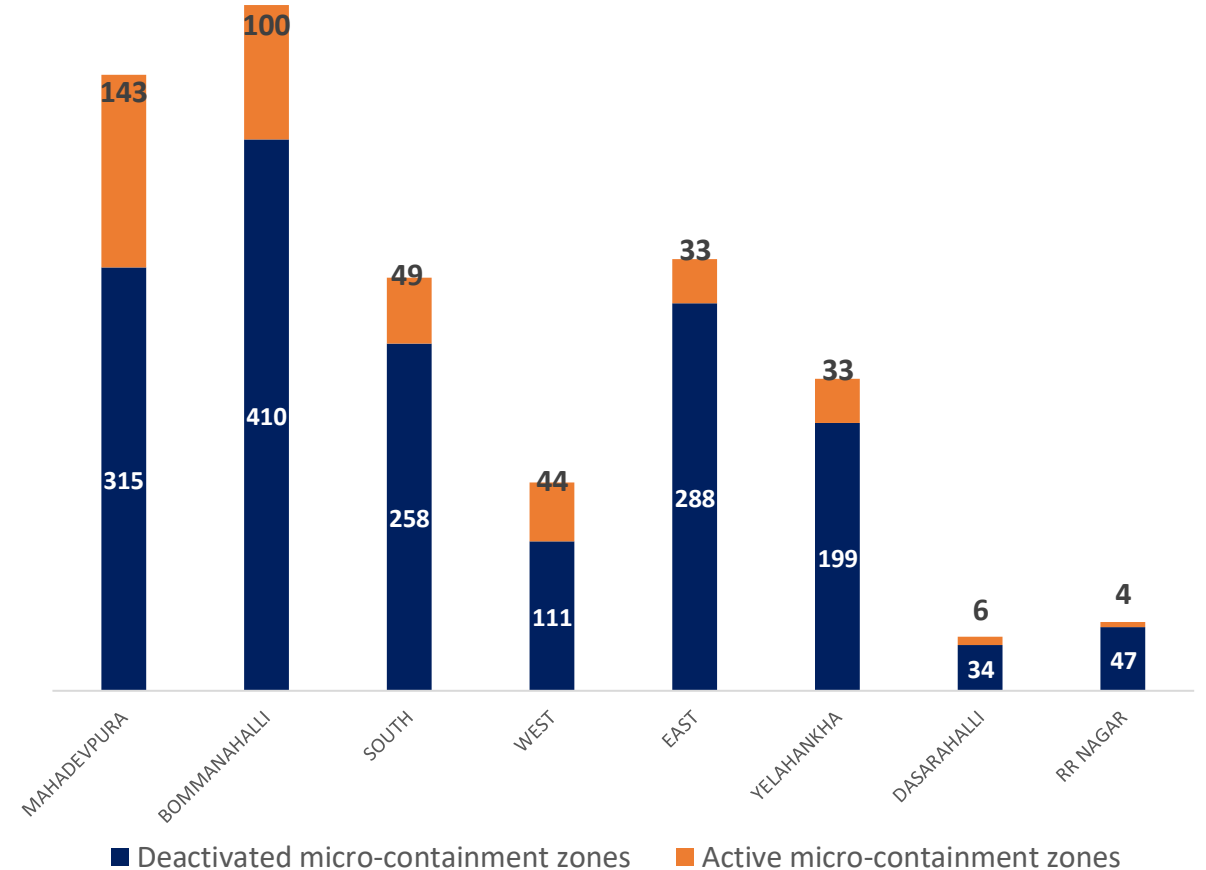
-  **Level 1 : 0 to 50 Cases**
-  **Level 2 : 50 to 100 Cases**
-  **Level 3 : 100 to 150 Cases**
-  **Level 4 : 150 to 200 Cases**
-  **Level 5 : 200 to 500 Cases**
-  **Level 6 : More than 500 cases**
-  **Zone Boundaries**



CONTAINMENT ZONE DETAILS



ZONE	TOTAL DECLARED	TOTAL DEACTIVATED	TOTAL ACTIVE
MAHADEVPURA	458	315	143
BOMMANAHALLI	510	410	100
SOUTH	307	258	49
WEST	155	111	44
EAST	321	288	33
YELAHANKHA	232	199	33
DASARAHALLI	40	34	6
RR NAGAR	51	47	4
TOTAL	2074	1662	412





COVID BED STATUS AS ON 10.01.2022

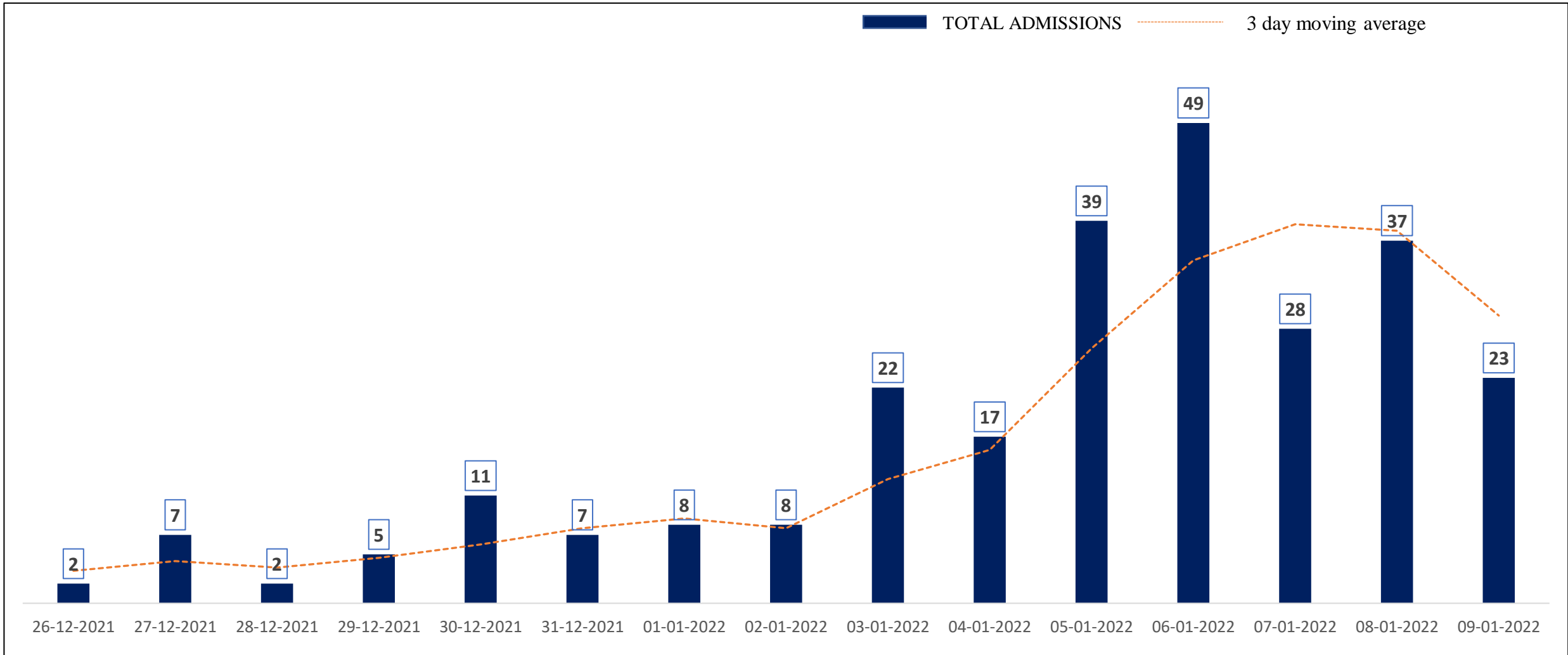


SR. NO.	Facility Type	No. of Hospital	Total Allocated Beds for C+ Patients					Occupied Beds for C+ Patients					Net Available Beds for C+ Patients				
			Gen Beds	HDU	ICU Beds	ICU-V	Total	Gen Beds	HDU	ICU Beds	ICU-V	Total	Gen Beds	HDU	ICU Beds	ICU-V	Total
1	Government Medical Colleges	4	120	255	33	27	435	63	43	5	3	114	57	212	28	24	321
2	Government Hospitals	16	631	217	47	118	1,013	14	32	22	4	72	617	185	25	114	941
3	Covid Care Centres	2	90					71					19				
Total Beds		22	841	472	80	145	1,538	148	75	27	7	257	693	397	53	138	1,281

* Status as on 10.01.2022 – 05:30 PM



HOSPITAL & CCC ADMISSIONS LAST 15 DAYS TREND



* Only Government Quota Admissions through CHBMS considered

* Only Fresh Admissions considered

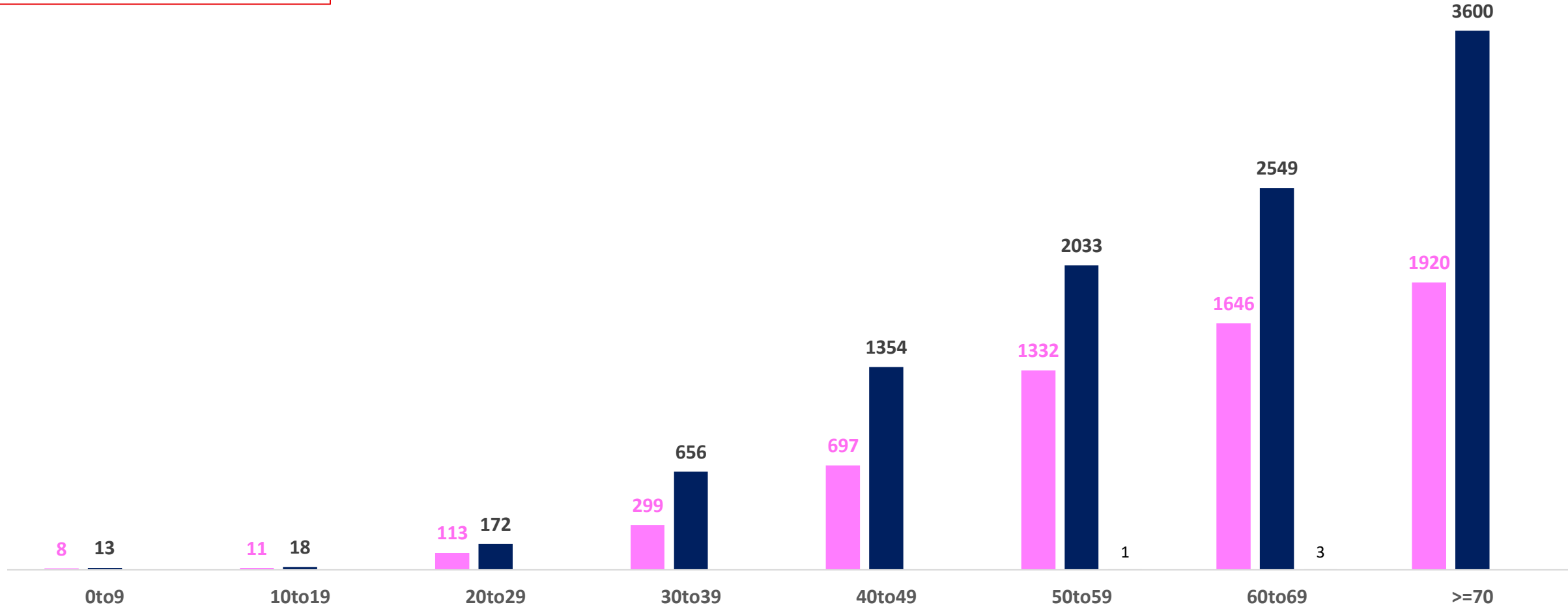


AGE AND GENDER WISE DISTRIBUTION OF DEATH CASES



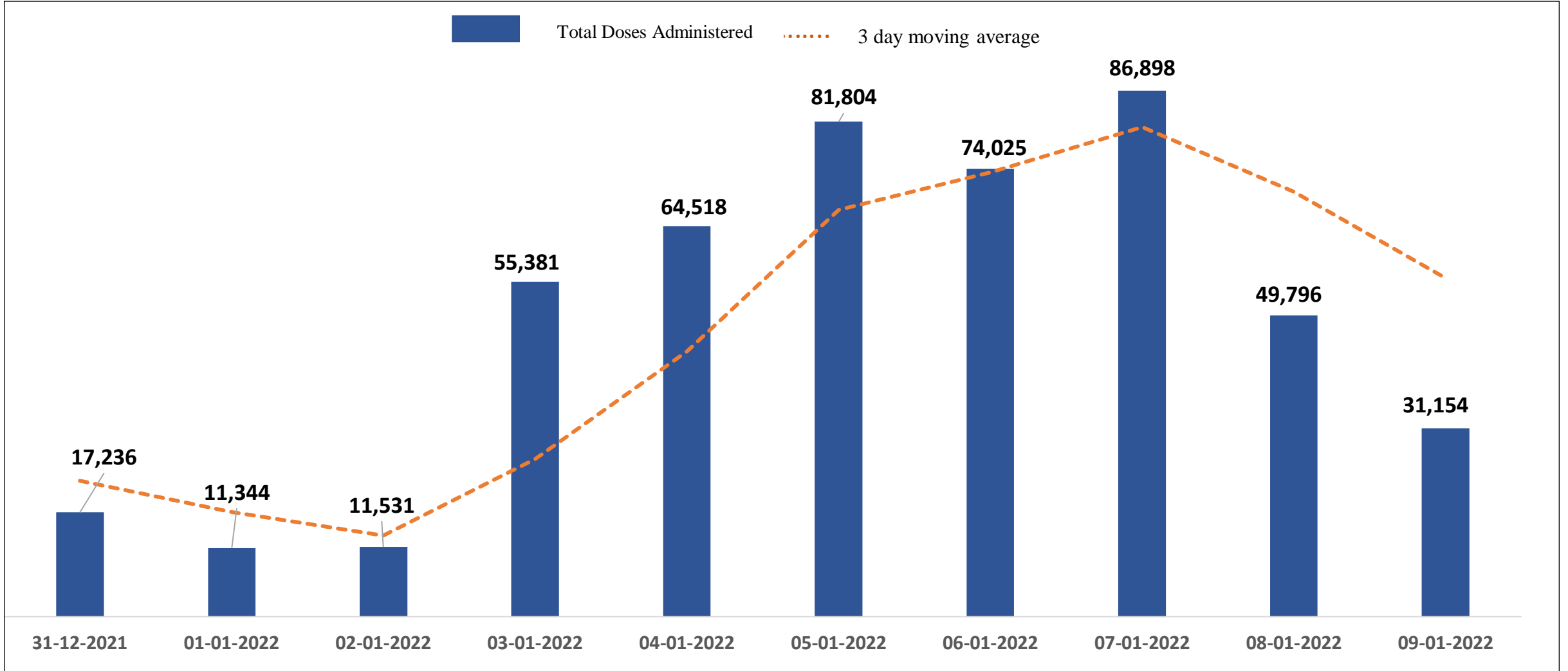
Death Cases: 16,425

Female Male Transgender



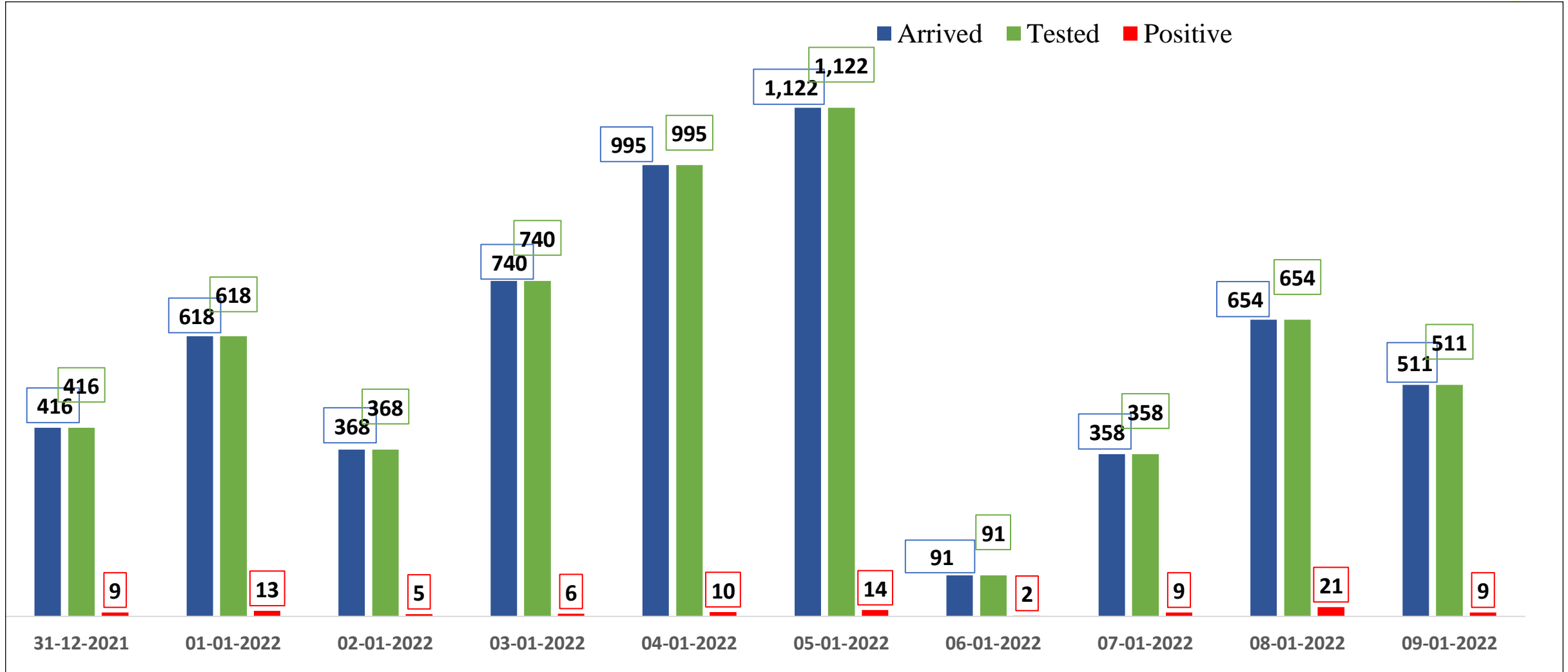


TOTAL VACCINE DOSES ADMINISTERED IN LAST 10 DAYS





INTERNATIONAL TRAVELLERS SURVEILLANCE IN LAST 10 DAYS

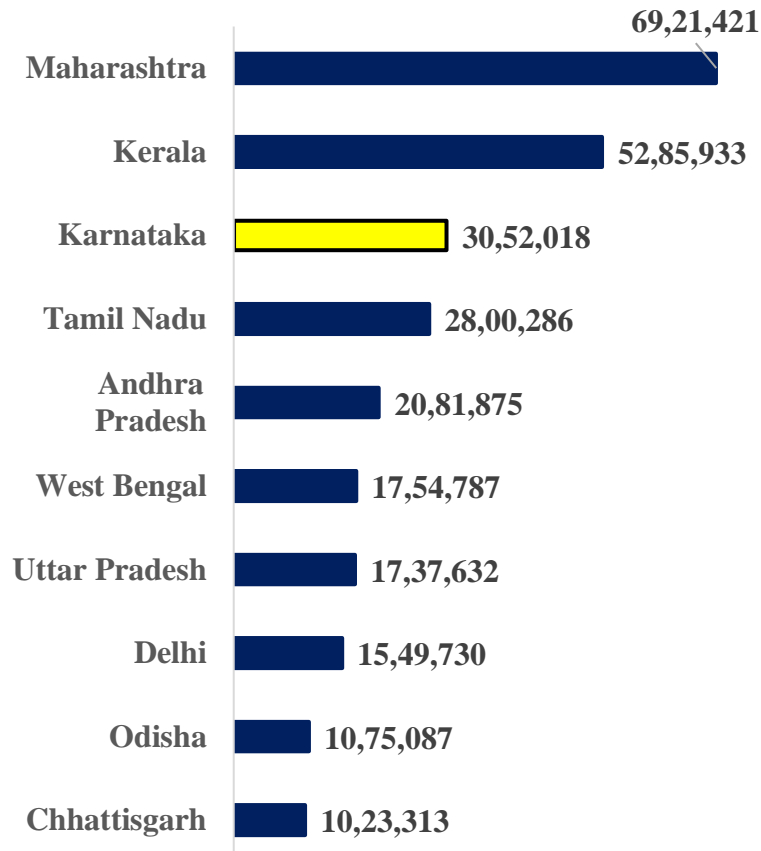




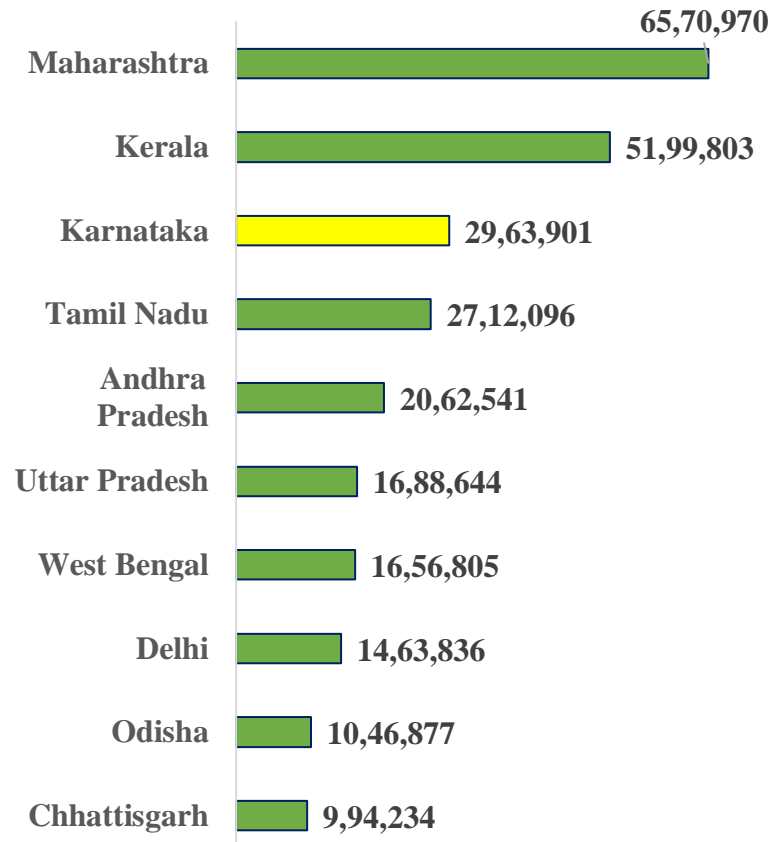
TOP 10 COVID19 AFFECTED INDIAN STATES



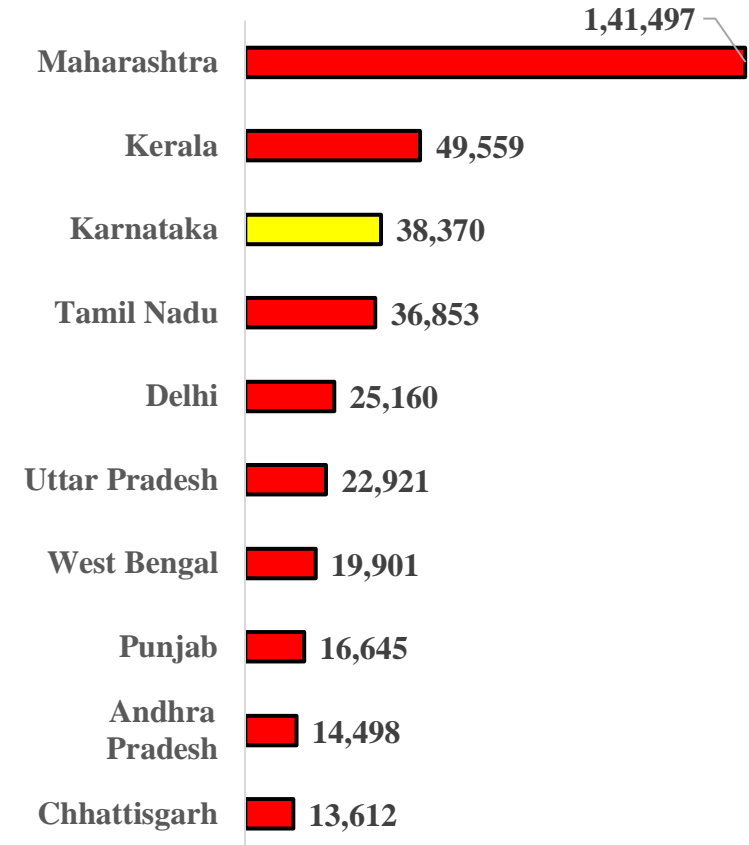
Total Positive Cases



Total Recovered Cases



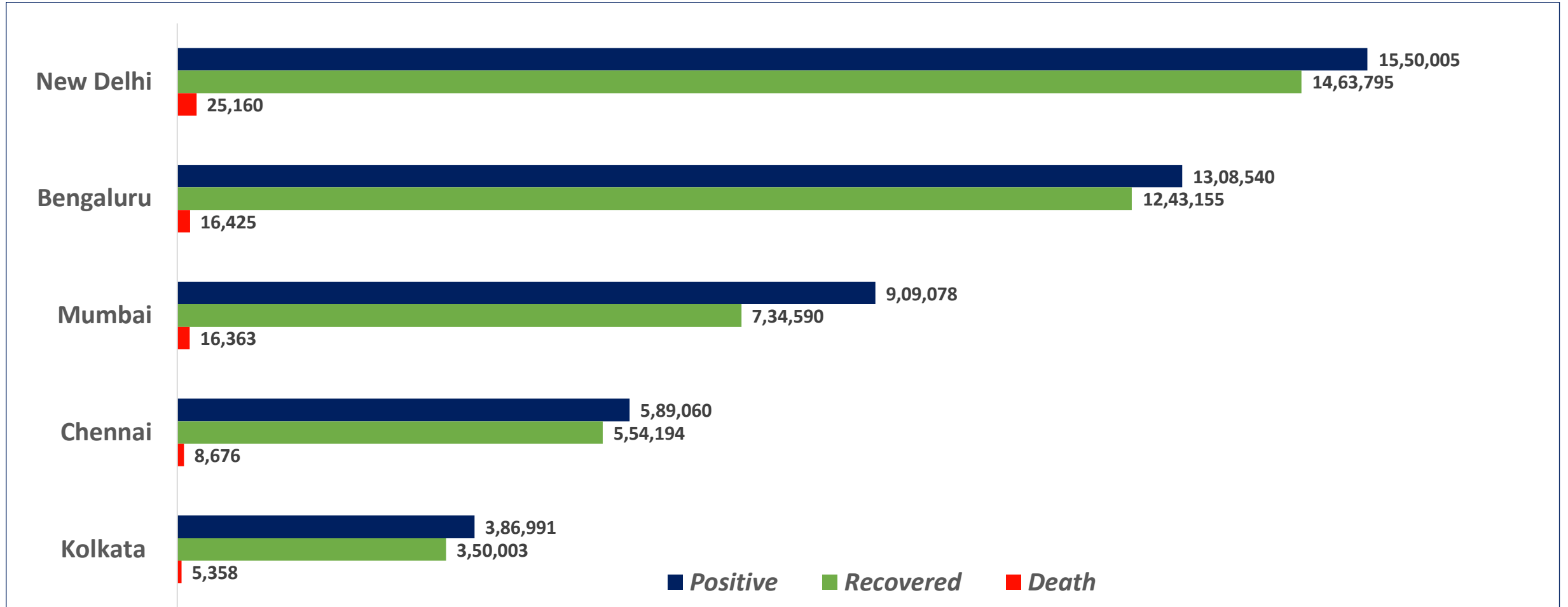
Total Death Cases



Source : <https://www.covid19tracker.in/> / at 4:50 pm (10.01.2022)



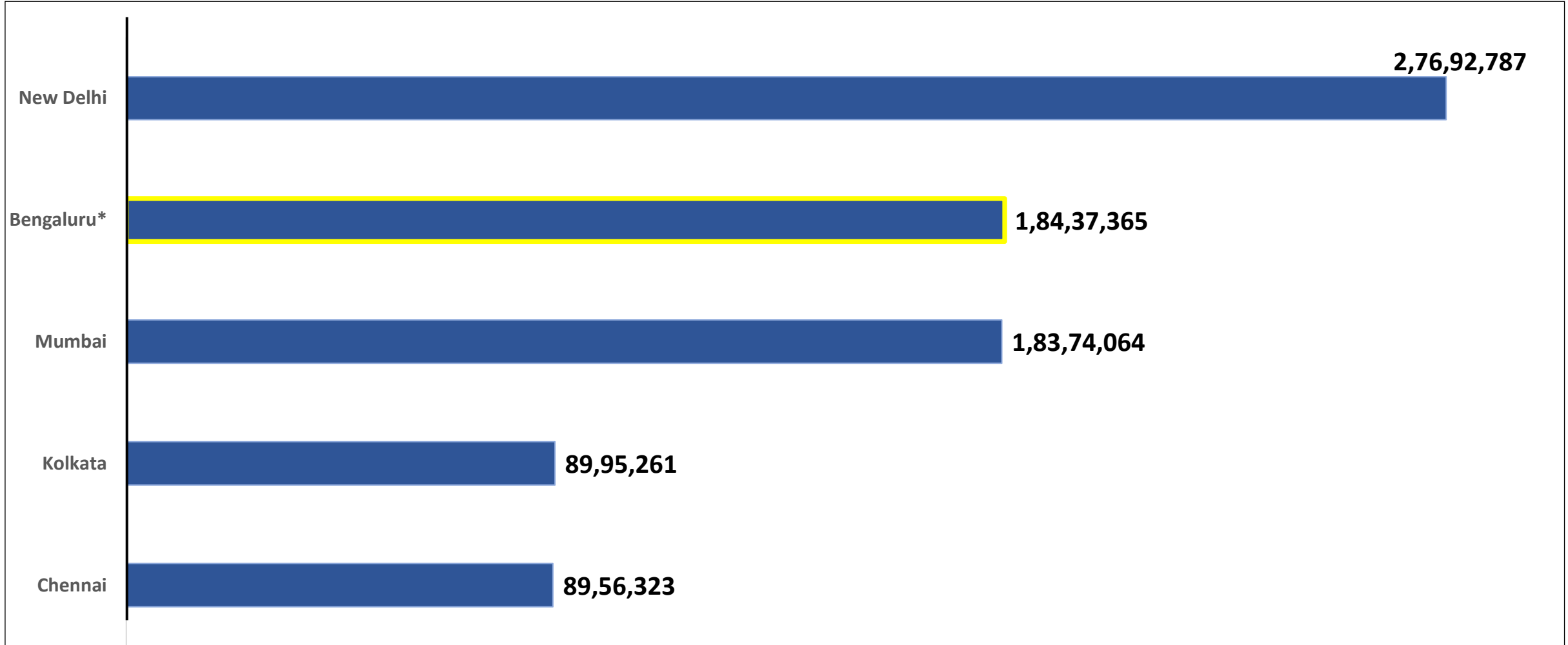
BENGALURU AND OTHER METROPOLITIAN CITIES



Source : <https://www.covid19tracker.in/> at 4:50 pm (10.01.2022)



VACCINE DOSES ADMINISTERED IN BENGALURU AND OTHER METROPOLITAN CITIES



Source : <https://dashboard.cowin.gov.in/> at 4:50 pm (10.01.2022)

*includes BBMP & Bengaluru Urban



SNAPSHOT OF COVID-19 CASES IN BENGALURU URBAN



**Total Wards With
< =10 Cases* :
03**

**Tests Conducted
On 09.01.2022:
70,615**

**Recovery
Rate:
95.00%**

**Total
Active Cases :
48,960**

**Total Vaccinated on
09.01.2022:
31,154**

**Positivity
Rate* :
7.58%**

**Active
Rate:
3.74%**

**Case
Fatality Rate* :
0.04%**



*Total positive cases In the past 7 days

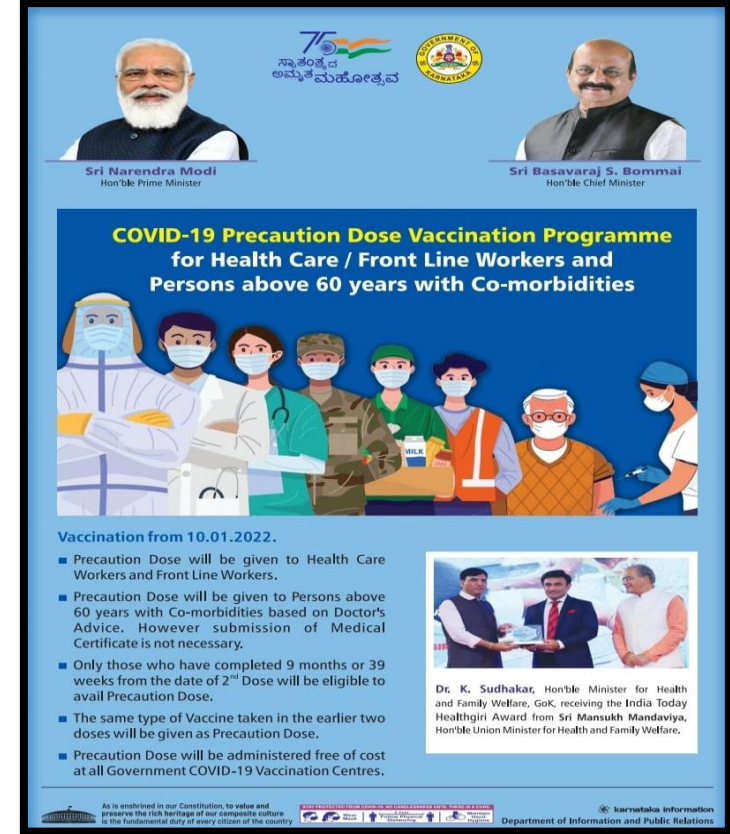
*CFR and positivity is for Past 7 days



ಬೃಹತ್ ಬೆಂಗಳೂರು ಮಹಾನಗರ ಪಾಲಿಕೆ
Bruhat Bengaluru Mahanagara Palike



Download BBMP Bulletin	https://apps.bbmpgov.in/covid19/mediabulletin.php
For BBMPCovid19 Bed Status:	https://apps.bbmpgov.in/covid19/en/Bedstatus.php
To register for vaccination :	https://selfregistration.cowin.gov.in/
BBMP COVID19 Dashboard:	https://apps.bbmpgov.in/covid19/
Follow us on:	 www.facebook.com/bbmp.comm1/
	 twitter.com/BBMPCOMM



COVID-19 Precaution Dose Vaccination Programme for Health Care / Front Line Workers and Persons above 60 years with Co-morbidities

Vaccination from 10.01.2022.

- Precaution Dose will be given to Health Care Workers and Front Line Workers.
- Precaution Dose will be given to Persons above 60 years with Co-morbidities based on Doctor's Advice. However submission of Medical Certificate is not necessary.
- Only those who have completed 9 months or 39 weeks from the date of 2nd Dose will be eligible to avail Precaution Dose.
- The same type of Vaccine taken in the earlier two doses will be given as Precaution Dose.
- Precaution Dose will be administered free of cost at all Government COVID-19 Vaccination Centres.

Dr. K. Sudhakar, Hon'ble Minister for Health and Family Welfare, GoK, receiving the India Today Healthgiri Award from Sri Mansukh Mandaviya, Hon'ble Union Minister for Health and Family Welfare.

As is enshrined in our Constitution, to value and preserve the rich heritage of our composite culture is the fundamental duty of every citizen of the country.

KARNATAKA INFORMATION DEPARTMENT OF INFORMATION AND PUBLIC RELATIONS

Issued by:

Honorable Chief Commissioner, BBMP
Special Commissioner Health & IT, BBMP
MD, Bengaluru Smart City Limited

THANK YOU !

